



# Series 30



## NC roller shutter cabinets

Made of high-quality sheet steel, painted with high resistance products, environmentally friendly. Both internal side panels are perforated to allow secure fitting of accessories to suit exact requirements. Robust metal housing and plastic horizontal profiles with hand grip for easy operation fitted with safety cylinder lock and 2 keys.

Width mm	Depth mm	Height mm	Usable height mm	Part. No.
1040	635	1450	1130	<b>30-39145</b>
1040	635	2000	1680	<b>30-39200</b>

Single drawer opening system not included

Colours: see colour chart at the bottom of the page



## Single drawer opening devices

Device required to open one drawer at a time. To be fitted onto perforated sides of the cabinet.

	Part. No.
Height 1000 mm	<b>30-39310</b>
Height 1450 mm	<b>30-39314</b>
Height 1625 mm	<b>30-39316</b>



## Cabinet bases

Made of high-quality steel

	Width mm	Depth mm	Height mm	Part. No.
<b>2</b> Pallet base	1023	582	100	<b>05-23810</b>
<b>3</b> Cover plate	1023	-	100	<b>05-35410</b>

Colour: Black




## Adjustable shelf

Made of high-quality steel

Usable width mm	Usable depth mm	Height mm	Load capacity kg	Part. No.
983	590	35	200	<b>30-38028</b>

Colour: Light grey RAL 7035



## Fixed tool holder frame

Made of high-quality steel

To be fixed to the perforated sides of the cabinet using frame supports.

Width mm	Depth mm	Height mm	No. of rows	Part. No.
890	596	80	4	<b>30-43454</b>

Colour: Light grey RAL 7035

## Frame support, pair


	Part. No.
Angled, 20 °	<b>30-38072</b>

Colour: Light grey RAL 7035

### Standard colours:

RAL 5012 RAL 6011 RAL 7035 RAL 9010





**Tool cradles**  
Made of high-quality steel

To store tool holders. Available without handle only, fitted to the perforated sides of the cabinets using cradle supports.

**A Tool cradle**

Width mm	Height mm	Depth mm	Part. No.
946	135	155	<b>30-41540</b>

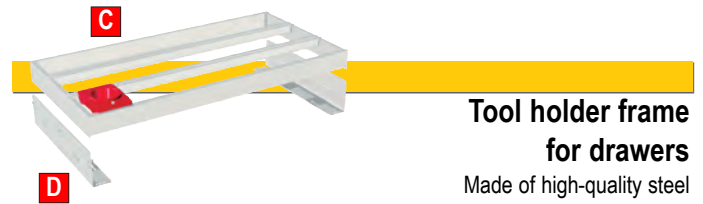
Colour: Light grey RAL 7035

Made of steel. Fitted to the perforated sides of the cabinet.

**B Cradle support, pair**

	Part. No.
Horizontal	<b>30-44180</b>
Angled, 20 °	<b>30-44181</b>

Colour: Light grey RAL 7035



**Tool holder frame for drawers**  
Made of high-quality steel

**C Tool holder frame**


Width mm	Depth mm	Drawer Eh	No. of rows	Part. No.
890	447	54x27	3	<b>30-43354</b>

Colour: Light grey RAL 7035

**D Frame support, pair**

For taper length mm	Height mm	Depth 27 Eh Part. No.
80-160	135-165	<b>30-43310</b>
185-220	195-225	<b>30-43317</b>

Colour: Light grey RAL 7035



**Retractable shelf**

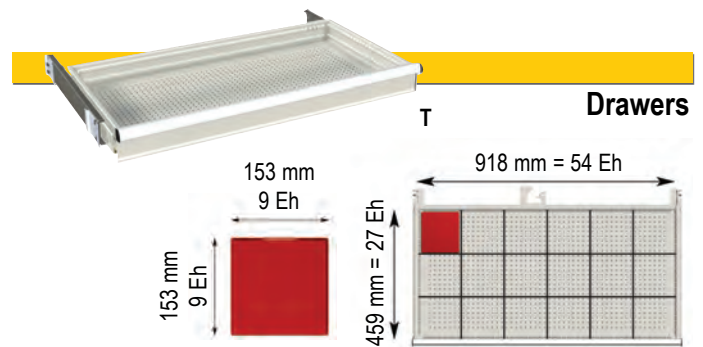
Made of high-quality sheet steel. Available in total extension only with steel roller bearings. Fitted with galvanised steel inserts ensuring a level surface. All retractable shelf handles are equipped with aluminium profiles, end caps and labelling strips.

Usable width mm	Usable depth mm	Height mm	Extension %	Load capacity kg *	Part. No.
918	459	75	100	150	<b>30-38985</b>

\* with load evenly distributed  
Colour: Light grey RAL 7035



**Card insert and cellophane (spare part)**  
For drawers: 54 Eh Part. No. **06-00545**  
Kit: 30 pieces



**Drawers**

Made of high-quality sheet steel. Available in total extension only with steel roller bearings. All 4 drawer walls are slotted, for custom sub-division using partitioning material. All drawer handles are equipped with aluminium profiles, end caps and labelling strips.

Front height mm	Usable height mm	Lateral height mm	Load capacity kg *	Part. No.
75 T	54	52	150	<b>30-38076</b>
100 T	79	77	150	<b>30-38101</b>
150 T	129	127	150	<b>30-38151</b>

T = total extension: 100% extension  
\* with load evenly distributed and at least one slotted divider in the middle  
Colour: Light grey RAL 7035



**Card insert and cellophane (spare part)**  
For drawers: 54 Eh Part. No. **06-00545**  
Kit: 30 pieces



# Series 30



AS

AS

Width mm	Depth mm	Height mm	Part. No.
1040	635	1450	<b>30-39145-01</b>

Fittings:  
2 Adjustable shelves



75 T

75 T

100 T

150 T

Width mm	Depth mm	Height mm	Part. No.
1040	635	1450	<b>30-39145-02</b>

Fittings:  
4 Drawers  
1 Single drawer opening device



AS

75 T

150 T

150 T

RS T

Width mm	Depth mm	Height mm	Part. No.
1040	635	1450	<b>30-39145-03</b>

Fittings:  
1 Adjustable shelf  
3 Drawers  
1 Retractable shelf  
1 Single drawer opening device



Width mm	Depth mm	Height mm	Part. No.
1040	635	1450	

without Tool holders	<b>30-39145-20</b>
70 Tool holders ISO-SK30	<b>30-39145-23</b>
70 Tool holders ISO-SK40	<b>30-39145-24</b>
40 Tool holders ISO-SK50	<b>30-39145-25</b>
50 Tool holders VDI 40	<b>30-39145-26</b>
50 Tool holders HSK 50	<b>30-39145-27</b>
50 Tool holders HSK 63	<b>30-39145-28</b>

Fittings:  
5 Tool cradles  
5 Angled supports



RS T

Width mm	Depth mm	Height mm	Part. No.
1040	635	1450	

without Tool holders	<b>30-39145-30</b>
56 Tool holders ISO-SK30	<b>30-39145-33</b>
56 Tool holders ISO-SK40	<b>30-39145-34</b>
32 Tool holders ISO-SK50	<b>30-39145-35</b>
40 Tool holders VDI 40	<b>30-39145-36</b>
40 Tool holders HSK 50	<b>30-39145-37</b>
40 Tool holders HSK 63	<b>30-39145-38</b>

Fittings:  
4 Tool cradles  
4 Angled supports  
1 Retractable shelf



100 T

150 T

Width mm	Depth mm	Height mm	Part. No.
1040	635	1450	

without Tool holders	<b>30-39145-40</b>
28 Tool holders ISO-SK30	<b>30-39145-43</b>
28 Tool holders ISO-SK40	<b>30-39145-44</b>
16 Tool holders ISO-SK50	<b>30-39145-45</b>
20 Tool holders VDI 40	<b>30-39145-46</b>
20 Tool holders HSK 50	<b>30-39145-47</b>
20 Tool holders HSK 63	<b>30-39145-48</b>

Fittings:  
2 Tool cradles  
2 Angled supports  
2 Drawers  
1 Single drawer opening device

## Standard colours:

RAL 5012 RAL 6011 RAL 7035 RAL 9010



## Drawers:

T = load capacity:200 kg - extension 100%

## Standard examples:



AS  
AS  
AS  
AS

Width mm	Depth mm	Height mm	Part. No.
1040	635	2000	<b>30-39200-01</b>

Fittings:  
4 Adjustable shelves



AS  
75 T  
100 T  
100 T  
RS T

Width mm	Depth mm	Height mm	Part. No.
1040	635	2000	<b>30-39200-02</b>


Fittings:  
1 Adjustable shelf  
3 Drawers  
1 Retractable shelf  
1 Single drawer opening device



AS  
75 T  
75 T  
100 T  
150 T

Width mm	Depth mm	Height mm	Part. No.
1040	635	2000	<b>30-39200-03</b>

Fittings:  
1 Adjustable shelf  
4 Drawers  
1 Single drawer opening device



Width mm	Depth mm	Height mm	Part. No.
1040	635	2000	

without Tool holders **30-39200-20**  
 112 Tool holders ISO-SK30 **30-39200-23**  
 112 Tool holders ISO-SK40 **30-39200-24**  
 64 Tool holders ISO-SK50 **30-39200-25**  
 80 Tool holders VDI 40 **30-39200-26**  
 80 Tool holders HSK 50 **30-39200-27**  
 80 Tool holders HSK 63 **30-39200-28**

Fittings:  
8 Tool cradles  
8 Angled supports



150 T

Width mm	Depth mm	Height mm	Part. No.
1040	635	2000	

without Tool holders **30-39200-30**  
 84 Tool holders ISO-SK30 **30-39200-33**  
 84 Tool holders ISO-SK40 **30-39200-34**  
 48 Tool holders ISO-SK50 **30-39200-35**  
 60 Tool holders VDI 40 **30-39200-36**  
 60 Tool holders HSK 50 **30-39200-37**  
 60 Tool holders HSK 63 **30-39200-38**

Fittings:  
6 Tool cradles  
6 Angled supports  
1 Drawer



100 T  
150 T  
RS T

Width mm	Depth mm	Height mm	Part. No.
1040	635	2000	

without Tool holders **30-39200-40**  
 56 Tool holders ISO-SK30 **30-39200-43**  
 56 Tool holders ISO-SK40 **30-39200-44**  
 32 Tool holders ISO-SK50 **30-39200-45**  
 40 Tool holders VDI 40 **30-39200-46**  
 40 Tool holders HSK 50 **30-39200-47**  
 40 Tool holders HSK 63 **30-39200-48**

Fittings:  
4 Tool cradles  
4 Angled supports  
2 Drawers  
1 Retractable shelf  
1 Single drawer opening device



Tool holders see page 185

### Standard colours:

RAL 5012	RAL 6011	RAL 7035	RAL 9010
